



6 Pwllgwaun Road, Pontypridd, CF37 1HH

£145,000

Located on Pwllgwaun Road in the charming area of Pontypridd, this well-presented mid-terraced house is an ideal opportunity for first-time buyers seeking a comfortable and inviting home. The property boasts three spacious bedrooms, providing ample space for family living or accommodating guests.

Upon entering, you will find two reception rooms that offer versatility for both relaxation and entertaining. The kitchen is equipped with an oven & hob, making it a practical space for culinary pursuits. The layout of the home is designed to maximise comfort and functionality, ensuring that every corner is utilised effectively.

There is the rear garden, which not only provides a lovely outdoor space but also includes lane access, adding convenience for those with outdoor equipment or for easy access to the rear of the property.

Location is key, and this house is ideally situated close to a variety of amenities, including shops and schools, making it perfect for families and individuals alike. The vibrant community of Pontypridd offers a blend of local charm and accessibility, ensuring that everything you need is within reach.

In summary, this terraced house on Pwllgwaun Road presents a wonderful opportunity for those looking to step onto the property ladder in a desirable location. With its appealing features and convenient access to local amenities, it is a property not to be missed.

Entrance Hall



Glazed entrance door, radiator, staircase to first floor.

Lounge 12'7" x 11'1" (3.84 x 3.38)



Double glazed window to front, radiator, coved ceiling, open plan to living room.

Living Room 12'9" x 10'11" (3.91 x 3.35)




Double glazed window to rear, radiator, coved ceiling, understairs storage cupboard.

Kitchen 13'1" x 7'10" (3.99 x 2.41)



Fitted with a range of matching base and wall cupboards with tiled splash backs, stainless steel sink unit, ceramic hob with extractor hood above, electric oven, space for washing machine and fridge/freezer, wall mounted gas combination boiler, radiator, double glazed window and half glazed door to side.

Bathroom



Modern three piece suite in white comprising panelled bath with shower mixer tap and overhead

attachment, wc, wash hand basin, part tiled walls, radiator, storage cupboard, double glazed window to rear.

First Floor Landing



Double glazed window to rear, attic access, storage cupboard.

Bedroom 1 13'1" x 9'2" (4.01 x 2.80)



Double glazed window to front, radiator, coved ceiling, built in wardrobes.

Bedroom 2 10'4" x 6'11" (3.17 x 2.11)



Double glazed window to rear, radiator, coved ceiling.

Bedroom 3 10'0" x 6'9" (3.07 x 2.07)



Double glazed window to front, radiator, coved ceiling, storage cupboard.

Outside

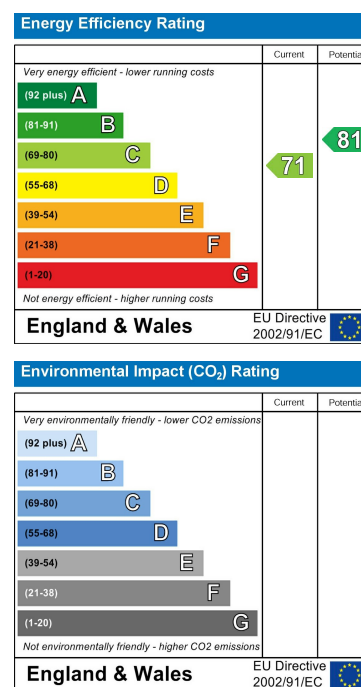
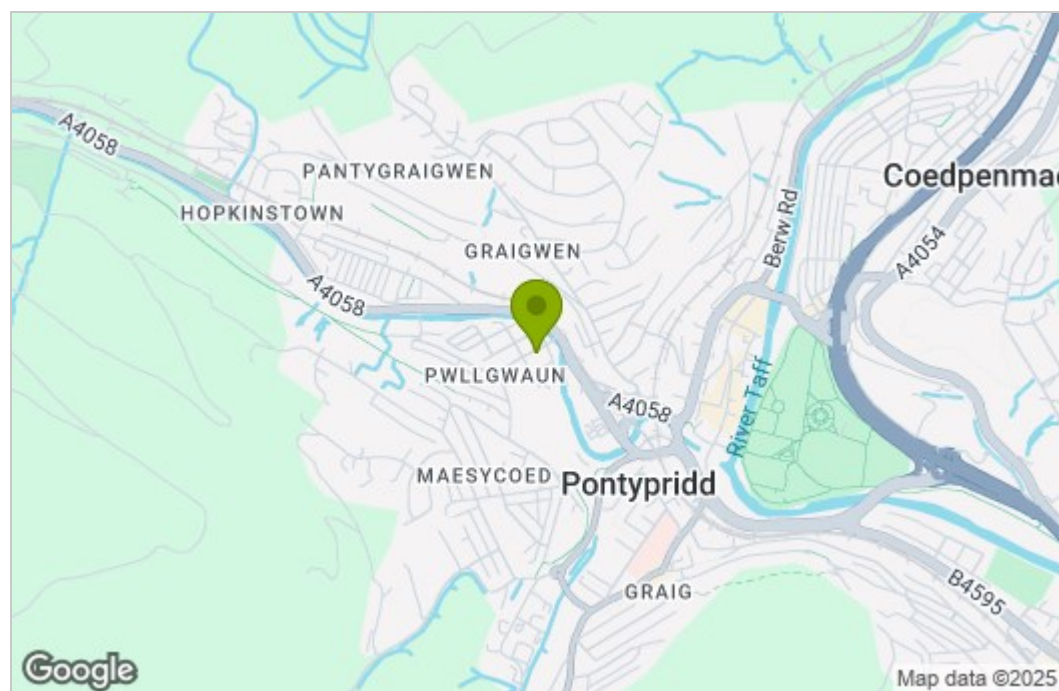


Concreted rear garden with lane access.

Floor Plan



Area Map



These particulars, whilst believed to be accurate are set out as a general outline only for guidance and do not constitute any part of an offer or contract. Intending purchasers should not rely on them as statements of representation of fact, but must satisfy themselves by inspection or otherwise as to their accuracy. No person in this firm's employment has the authority to make or give any representation or warranty in respect of the property.

22 Market Street, Pontypridd, CF37 2ST
Tel: 01443 404093 Email: pontypridd@hoskinsjohnson.co.uk www.hoskinsjohnson.co.uk